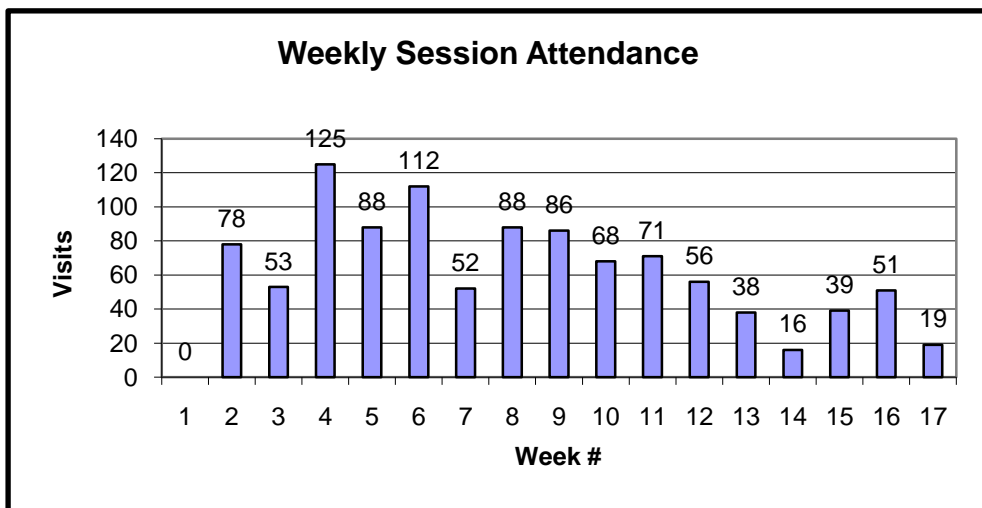
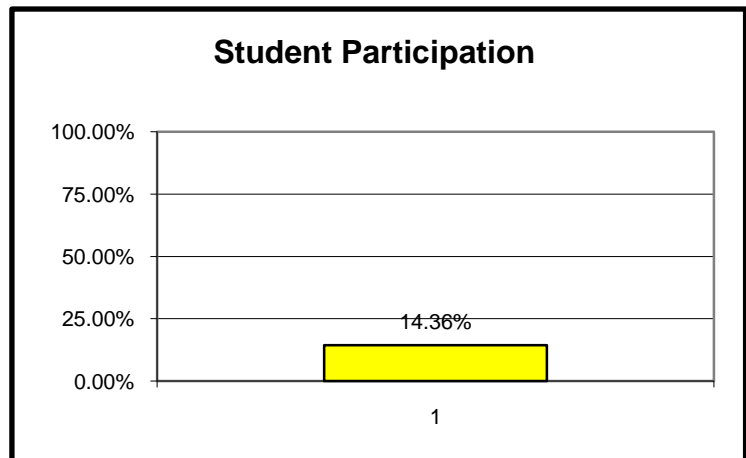
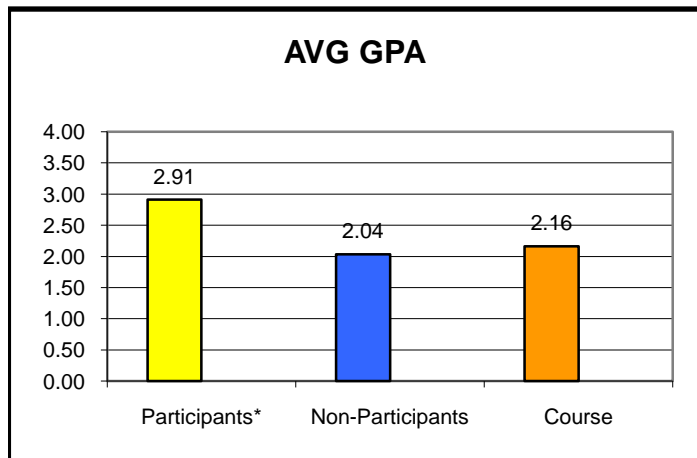
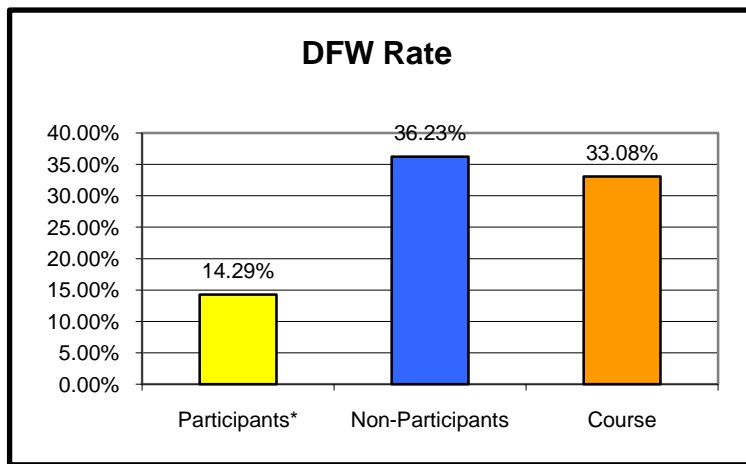
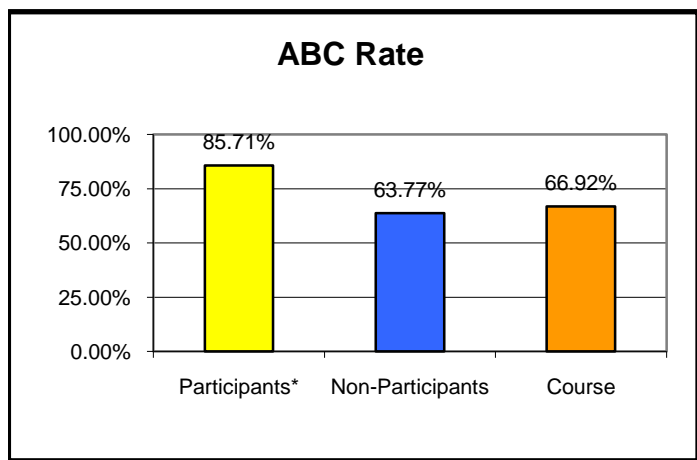


SUMMARY DATA	
114	Number of Sessions
5	Number of Mentors
1040	Total Visits
PARTICIPANT DATA	
85.71%	ABC Rate
14.29%	DFW Rate
2.91	AVG GPA
NON-PARTICIPANT DATA	
63.77%	ABC Rate
36.23%	DFW Rate
2.04	AVG GPA
DFW Difference	GPA Difference
22%	0.87



SI	% of										ABC Rate	DFW Rate	AVG GPA	
	Enroll.	Enroll.	A	B	C	D	F	W	I	ABC				
Participants*	56	14.36%	27	12	9	1	0	7	0	48	85.71%	8	14.29%	2.91
Non-Participants	334	85.64%	85	71	57	13	23	85	0	213	63.77%	121	36.23%	2.04
Course	390		112	83	66	14	23	92	0	261	66.92%	129	33.08%	2.16



*Students counted as participants in the Supplementa Instruction (SI) Program have attended an SI session three (6) or more times